



# Band Virtual Learning

# **6th Grade Brass**

May 20th, 2020



6th Grade Brass  
Lesson: May 20th 2020

**Objective/Learning Target:**

Students will be able to the circle of fifths and key signatures.



# What is the Circle of Fifths?

The Circle of Fifths is a series of notes, arranged in a circle.

- The series of notes increases by fifths, moving around like a clock and eventually ending up where it began.
- Going the other direction gives a series of fourths (hence "Circle of Fourths")

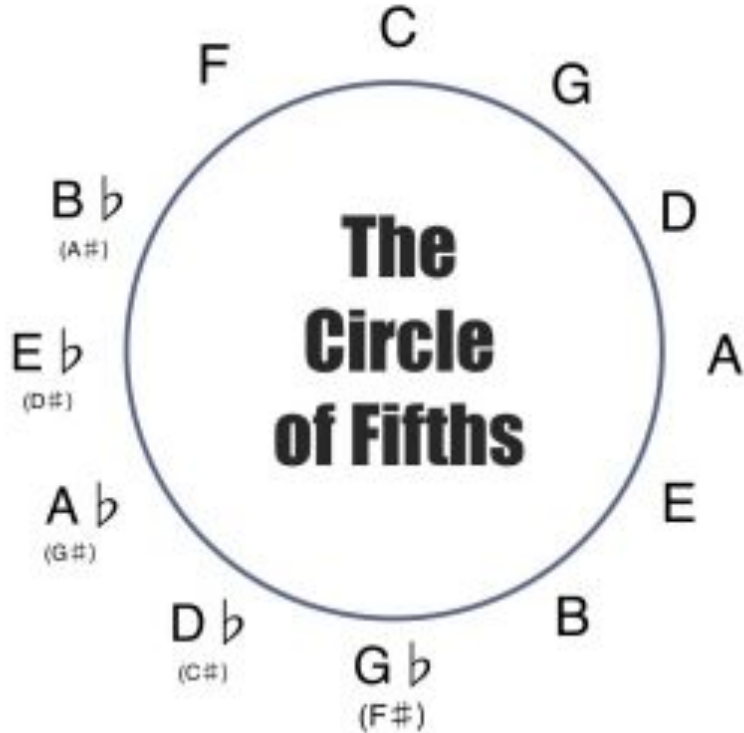


# The Circle of Fifths

The Circle of Fifths is a very practical tool. It can be used to:

- Work out the notes in a scale as it reveals the key signature.
- Predict the next chord in a progression based on the arrangement of chords on the circle.
- Choose notes or chords when improvising from those near each other on the circle.
- Understand why certain notes and chords "go together" in music, great for song-writing

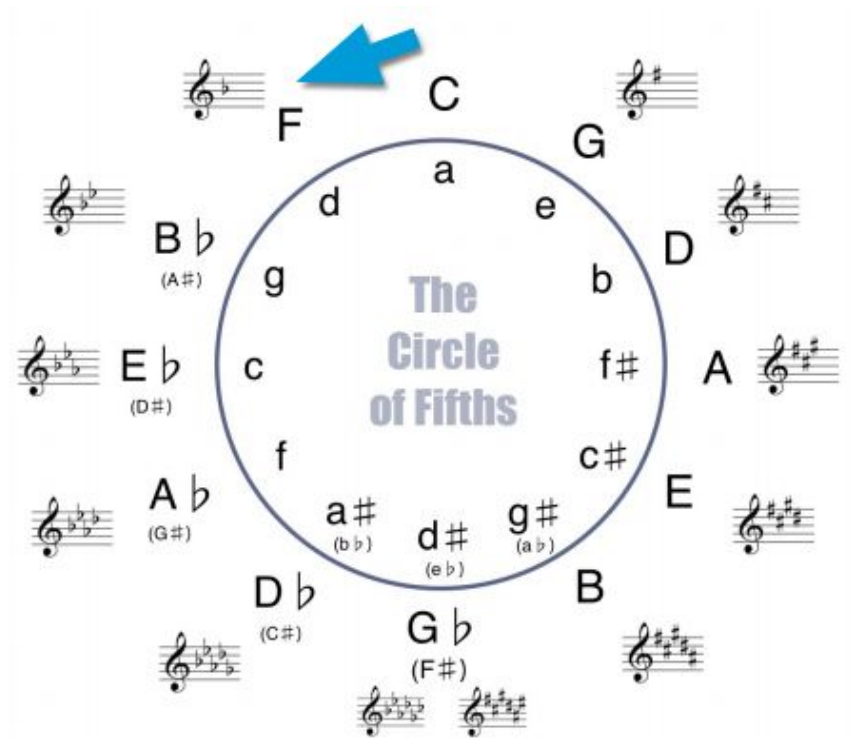
# The Circle of Fifths





# The Circle of Fifths

As you move counterclockwise, the number of flats increases.

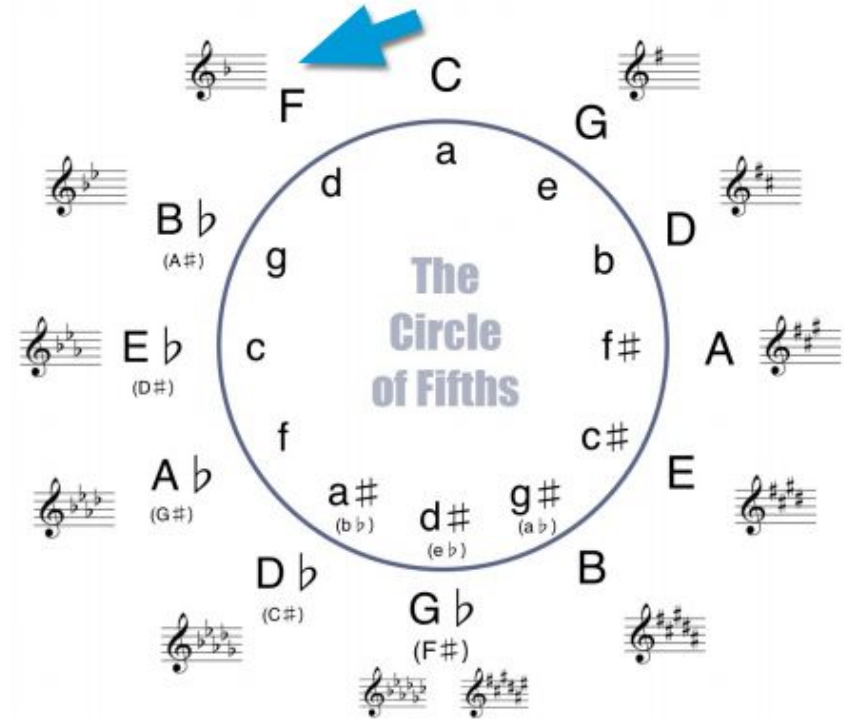


# The Circle of Fifths

It seems complicated but you can memorise it easily

Notice that it repeats:

- The letters on the left-hand side repeat the right-hand side (with added accidentals)
- Just memorise: F, C, G, D, A, E, B







# Practice

- Time to apply what you have learned! Using the circle of fifths charts let's practice identifying key signatures!

[Click here to practice!](#)

